

Apple //c External Disk:

The disk port is a DB-19 connector with all the signals that are available on drive two of an Apple //e disk controller card. This disk will be accessed as slot 6 drive 2.

Pinout //c DB-19	SIGNAL NAME	Pinout Apple //e (controller card) 20 pin header	
1	GND	1	
2	GND	3	
3	GND	5	
4	GND	7	
5	-12V	9	
6	+5V	11	
7	+12V	13	
8	+12V	15	
9	EXTINT*		
10	WRPROT	20	
11	PHASE0	2	
12	PHASE1	4	
13	PHASE2	6	
14	PHASE3	8	
15	WRREQ	10	
16	nc		
17	ENBL2	14	
18	RDDATA	16	
19	WRDATA	18	
	nc	17	(+12V)
	nc	19	(+12V)
	nc	12	(+5V)

The //c disk cannot be used from an Apple //e disk controller card with a simple ribbon cable (20-pin insulation displacement (i.d.) header to i.d. DB-19), since pins 9 and 16 of the DB-19 should not be connected and pin 19 should connect to pin 20 of the card.

The Apple //e drive can not be used on a //c unless the DB-19 pin 10 is connected to pin 20 of the disk and DB-19 pin 9 is not connected (disk pin 19 should also be left unconnected).

MINIDISK FLOPPY DISK

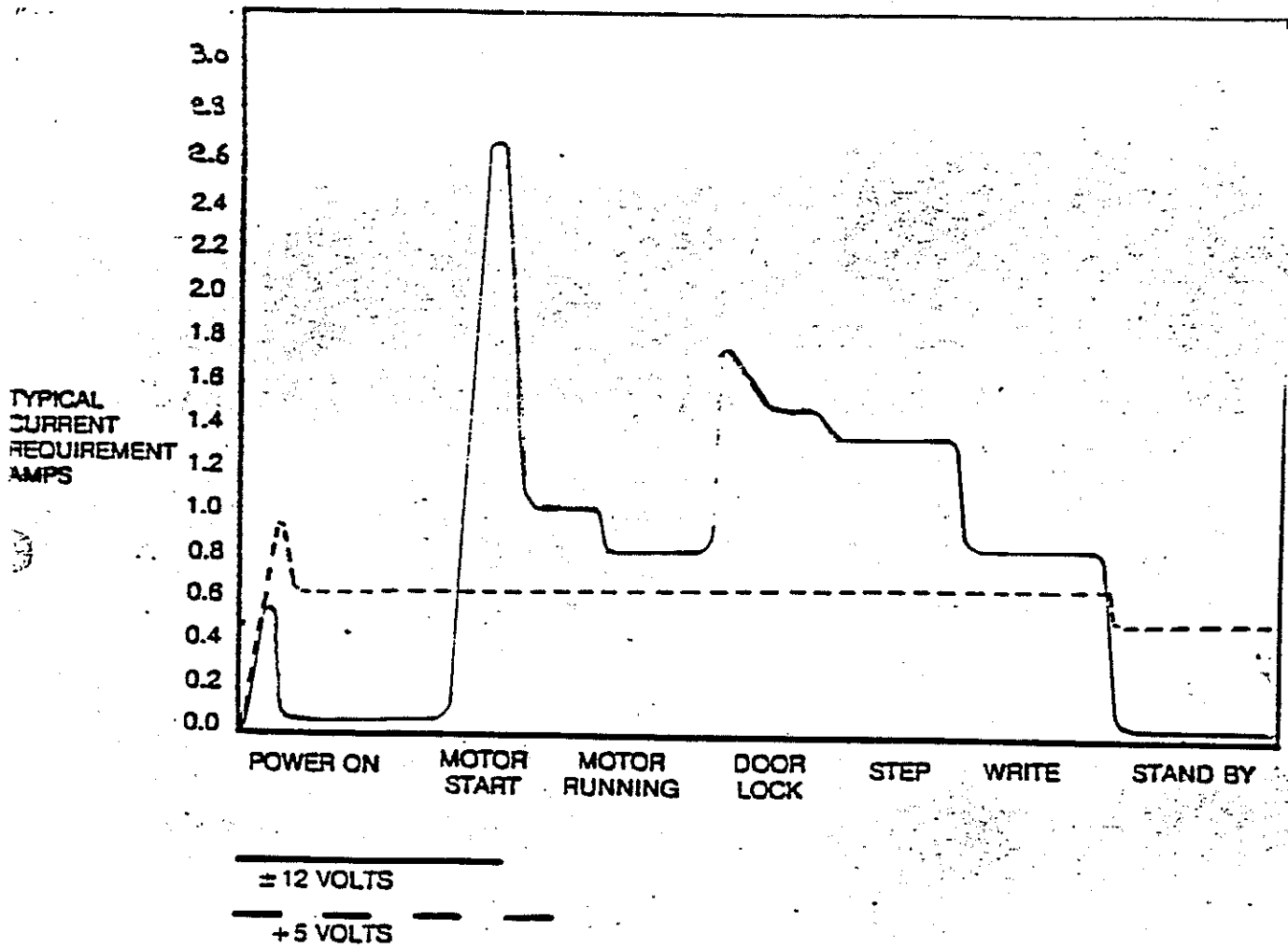




TABLE 1. DC POWER REQUIREMENTS

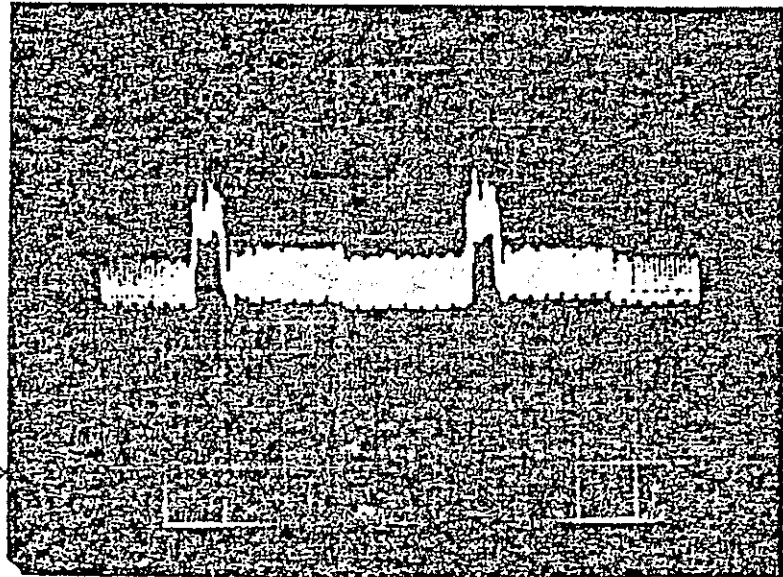
GRO →



POWER ON/MOTOR START .5A/.5S/DIV 12V




DOOR LOCK .5A/.5S/DIV 12V



STEP .5A/.1S/DIV 12V


GAD →



WRITE .5A/1.5I DIV

12V


→



STANDBY .5A/1 DIV



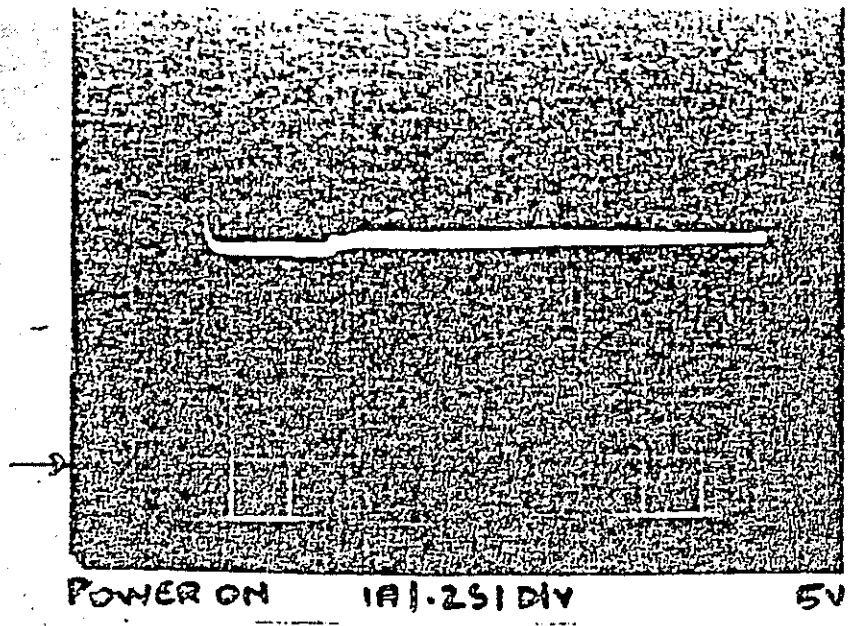
12V



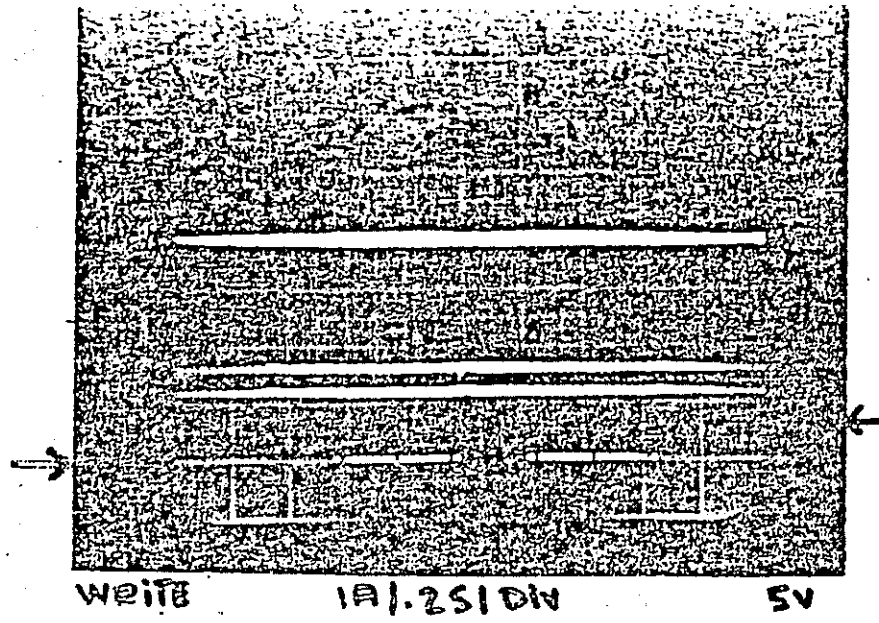
→



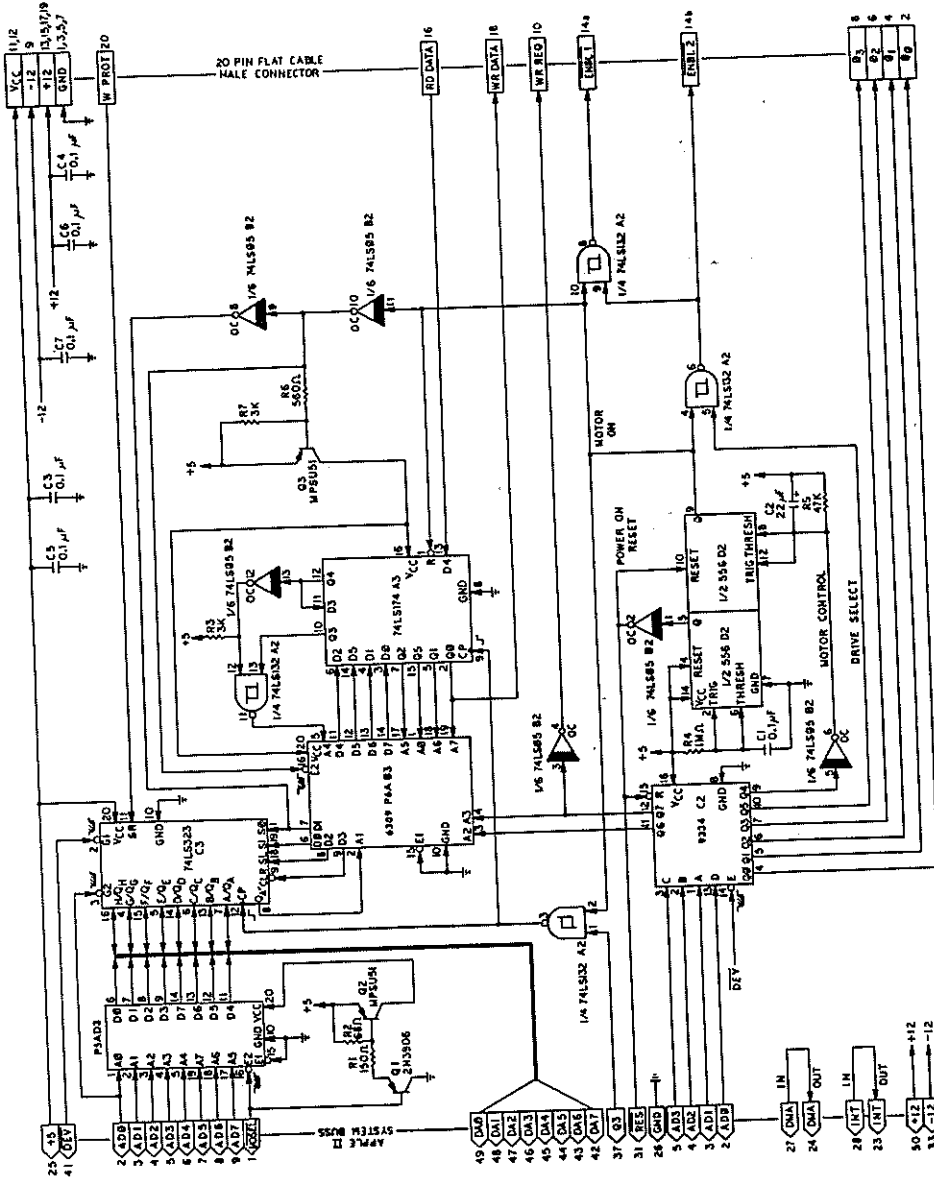
W/O DISK CONTROLLER .5A/1 DIV

12V





CIRCUIT SCHEMATIC: DISK II INTERFACE



PATENT PENDING © Apple Computer INC. 050-0005-00